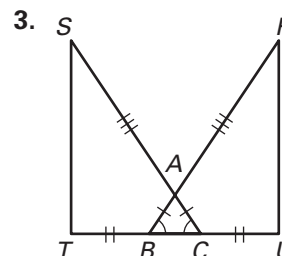
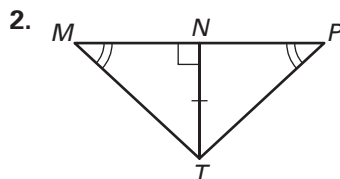
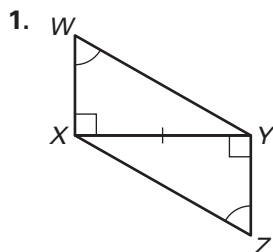


Practice C

For use with pages 229–235

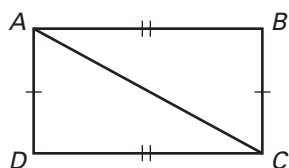
Use the marked diagram to state the method used to prove the triangles congruent. Name the additional corresponding parts that could then be concluded to be congruent.



Complete the proof by supplying the statements or reasons.

4. Given: $\overline{AD} \cong \overline{BC}$
 $\overline{AB} \cong \overline{DC}$

Prove: $\overline{AD} \parallel \overline{BC}$

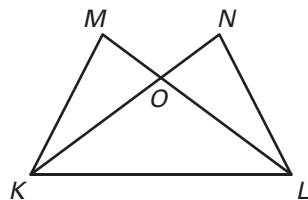


Statements	Reasons
1. <u> ?</u>	1. Given
2. <u> ?</u>	2. Given
3. $\overline{AC} \cong \overline{AC}$	3. <u> ?</u>
4. <u> ?</u>	4. SSS Congruence Postulate
5. $\angle DAC \cong \angle BCA$	5. <u> ?</u>
6. $\overline{AD} \parallel \overline{BC}$	6. <u> ?</u>

Write a two-column or a paragraph proof.

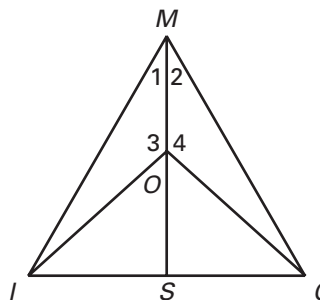
5. Given: $\angle M \cong \angle N$
 $\angle OKL \cong \angle OLK$

Prove: $\overline{MO} \cong \overline{NO}$



6. Given: $\angle 1 \cong \angle 2$
 $\angle 3 \cong \angle 4$

Prove: $\triangle ISO \cong \triangle CSO$



Use a straightedge and compass to perform the construction. Label the important points of your construction. Then write a flow proof to verify the results.

7. Bisect an acute angle.